



# Software Product Information

Xpublisher 2023 March Release

Valid from March 5, 2023

Copyright © Xpublisher GmbH, Germany-80333 Munich, 2023.

All rights reserved. All hardware and software names used are registered trade names and/or registered trademarks of the respective manufacturers.

No rights to our software or our professional services, or results of our professional services, or other protected rights can be based on the handing over and presentation of these documents.

## Contents

<b>1 Introduction</b>	<b>4</b>
<b>2 Licensing</b>	<b>4</b>
<b>3 Scope of Services – User Perspective</b>	<b>4</b>
3.1 Digital Asset Management .....	5
3.2 Publishing.....	7
<b>4 Scope of Services – Administration</b>	<b>9</b>
4.1 Digital Asset Management Configuration.....	9
4.2 Publishing Configuration .....	10
<b>5 Fabasoft Cloud</b>	<b>11</b>
<b>6 Technical Information</b>	<b>11</b>

## 1 Introduction

Xpublisher on Fabasoft PROCECO provides simple and fast multichannel publishing to digital and print. Its' professional workflow management enables you to model customer-specific, collaborative workflow processes using BPMN 2.0, make them executable directly, and thus anchor them within your organization. Consequently following the content-first approach, content is managed media-neutrally via metadata in the Digital Asset Management (DAM) and can be enriched semantically. Worldwide connected teams, as well as agencies and other external stakeholders, can rapidly find and consistently use the content needed, easily manage and edit it, and conveniently release and share it. As a result, Xpublisher allows the easy publication to all digital channels, as well as the automated production of journals, books and technical documentation.

## 2 Licensing

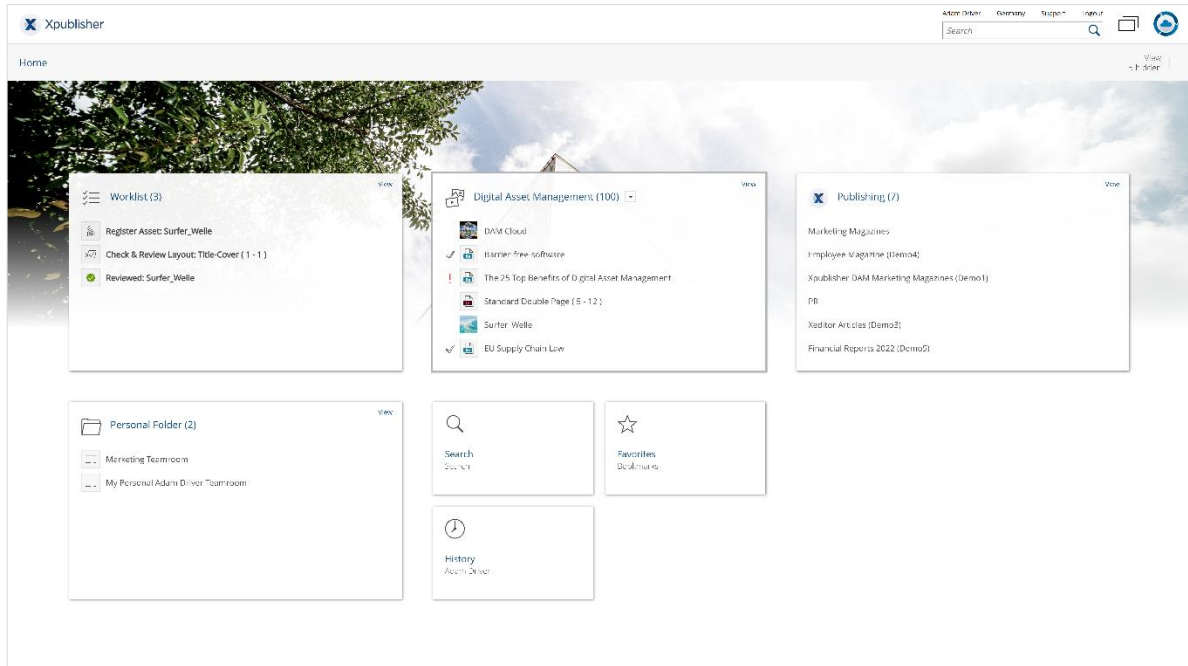
Users can be licensed in three roles: full control, read only, and external access. This applies in principle to both, the DAM and the publishing solution, but with DAM access always being the precondition for publishing access.

Overview of the licensing model:

- DAM usage (full control access)
- DAM and publishing usage (full control access)
- DAM usage (read only access)
- DAM and publishing usage (read only access)
- DAM usage (external access)
- DAM and publishing usage (external access)

## 3 Scope of Services – User Perspective

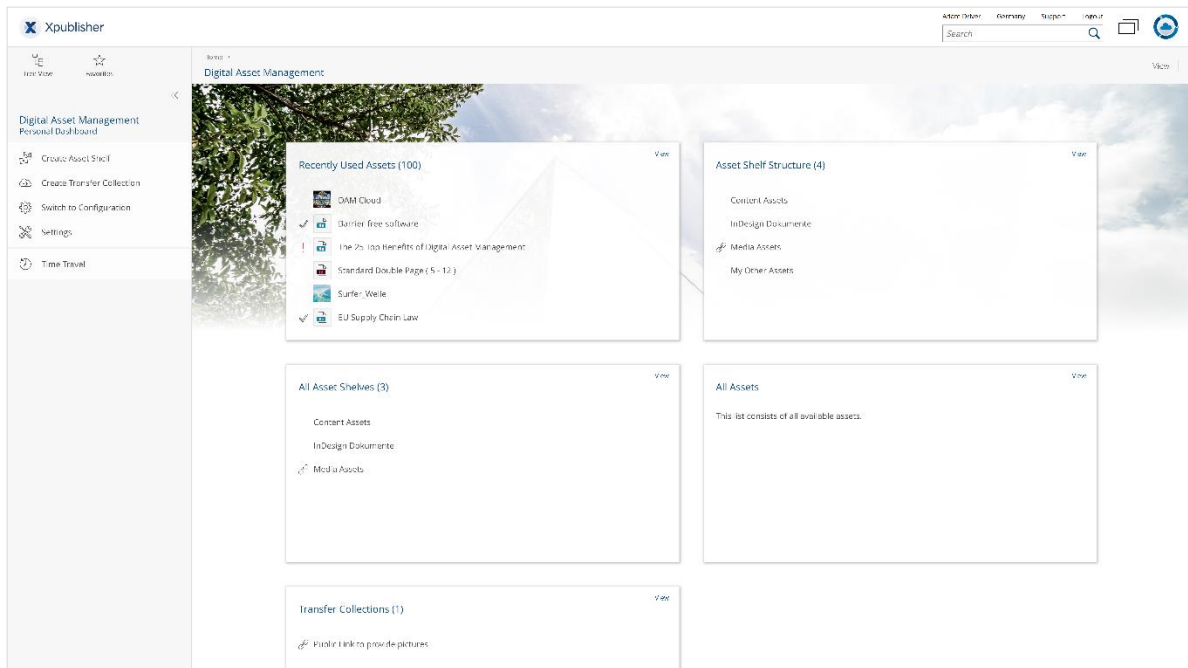
The DAM forms the basis of Xpublisher and is available to all end users. In addition, the publishing solution can be licensed.



The Home Dashboard is the access point to the system for all end users. As soon as a user is granted with the appropriate rights, the widgets for Digital Asset Management respectively Publishing solution are displayed here. If rights are withdrawn from a user, the corresponding widgets are removed.

### 3.1 Digital Asset Management

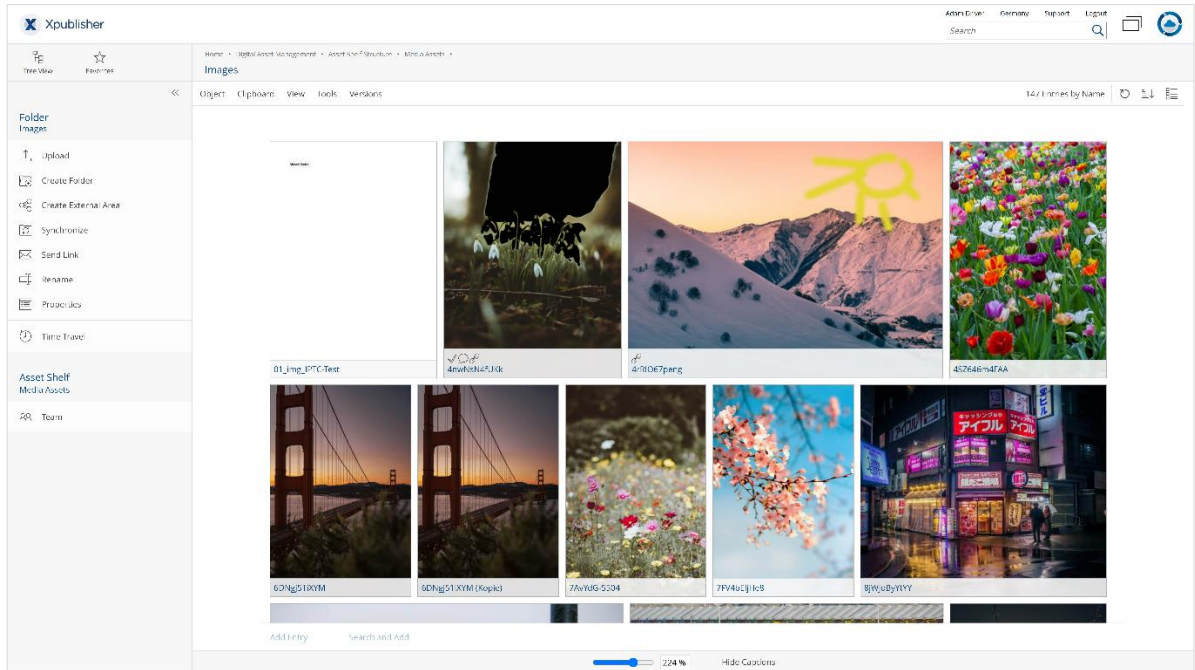
Clicking on the "Digital Asset Management" widget opens the end user's personal DAM dashboard.



The functionality described below is available to end users.

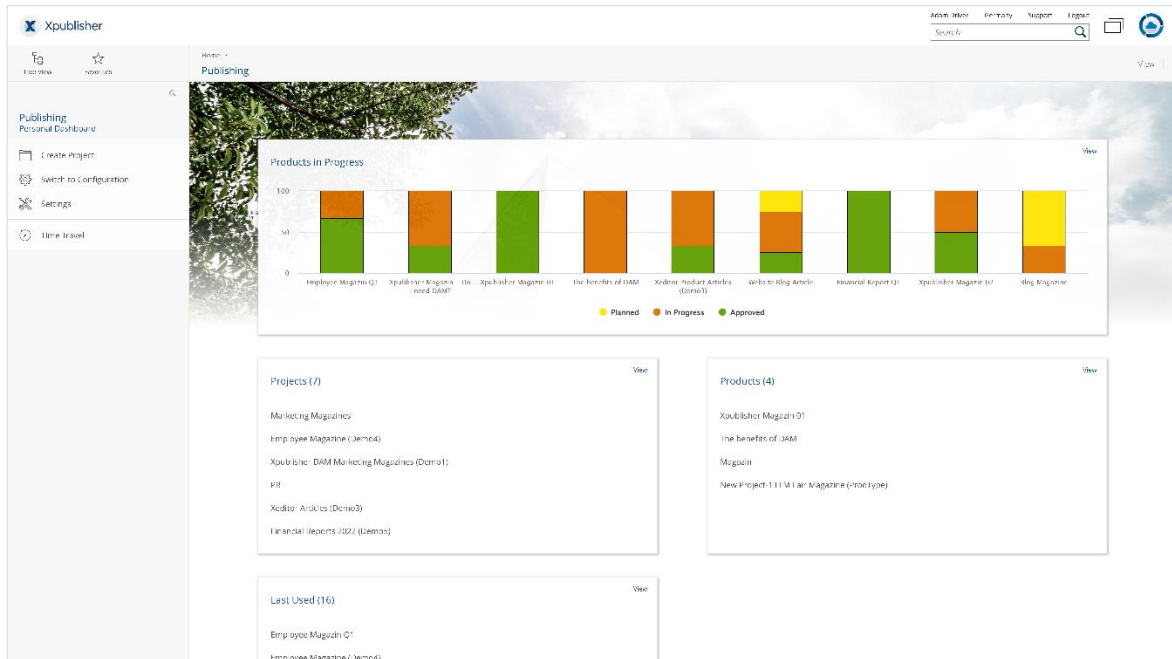
Use Case	Description
----------	-------------

Asset shelf	Asset shelves are used to manage the digital content and to define the access rights. Folders can be used to sub-structure the asset shelf.
External area	External areas can be defined in asset shelves. The access rights are taken over from the superordinate asset shelf and can be extended. This makes it easy to collaborate closely, for example, with external graphic design agencies.
Asset	Assets are types of digital content such as documents, images or videos. In addition to the content, metadata is also stored for the asset. In particular, license information can be stored.
Registering or re-registering assets	Assets that have not yet been assigned to an asset shelf can be registered to an asset shelf. During the registration, metadata can be defined. Metadata that can be extracted from the asset (e.g. Exif) is automatically taken over.
Converting assets	You can convert video files to MP4, OGV or WEBM. For audio files, MP3 and OGG are available. The conversion runs in the background.
Downloading assets	When downloading an asset, the download format needed can be selected. Different download formats can be defined in the DAM configuration that are suitable and allowed for use.
Tags/Tagging	Tagging is used to index assets. Tags are predefined by administrators. End users can only use existing tags and cannot create new ones.
Term	Terms also can be used to index assets and are predefined by administrators within the configuration. However, end users are also allowed to create new terms for use themselves.
Public link	Download formats can also be defined for public links on assets (access without login possible).
Transfer collection	Transfer collections are used to collect assets from different folders and shelves and make them available as a public link.
Xeditor	Xeditor enables the users to edit and create structured content directly in the web browser. XML content managed in Digital Asset Management can thus be prepared for the use in products.



## 3.2 Publishing

Clicking on the corresponding widget opens the end user's personal Publishing dashboard.



The functionality described below is available to end users.

Use Case	Description
Projects	Projects are based on the publishing configuration, are specified by project types and are used to manage the different products contained within a project. Users can create projects and sub-projects and switch to project view

	for all projects they have access rights to. Subordinate projects, assigned products, assigned content/assets, external areas, project news and the project history are displayed here. Project settings can be defined, external areas, products and follow-ups can be created and managed.
Products	<p>Products are the core element in publishing and are used for collaborative planning, creation and generation of publications. They describe the structure of content and consist hierarchically of individual components, layout templates, and assigned assets/content. Their metadata includes name, product type, publication date, issue, and tags.</p> <p>Products can be viewed and edited in the Layout and Structure Plan view.</p>
Components	A product consists of one or more components. These in turn contain layout templates.
Layout templates	Layout templates define the representation of the content of products.
Publications	Products can be published to different formats through various services.
Content/Assets	Content that can be used and reused in publishing is managed as assets in the DAM. Assets from the DAM can be assigned to both projects and products. This also applies to structured XML content that have been created and edited with the Xeditor.
External areas	<p>Similar to the DAM, it is likewise possible to work with external areas in the publishing solution.</p> <p>External areas allow collaboration on the basis of individual layouts. For users who are not supposed to have access to the entire product, external areas can be created at product level.</p>
PDF-preview	A PDF preview of the product, based on the content according to the layout or structure plan, is displayed here. Which means that it can also be an empty PDF document at the beginning.
Layout plan	The layout plan is used to display, create and edit layout-oriented products. Layout planning enables both the assignment of layout templates and assets/content from the DAM to publications as well as their arrangement. By



	default, products are displayed in the layout plan when opened.
Structure plan	The structure plan is used to display, create and edit structure-intensive products by means of a hierarchical tree structure. Structure planning enables both the assignment of layout templates and assets/content from the DAM to publications as well as their arrangement.
Tags/Tagging	Tagging is used to index objects, meaning not only assets but also projects and products. Tags are predefined by administrators. End users can only use existing tags and cannot create new ones.
Terms	Terms are also used to index objects, meaning not only assets but also projects and products. They are also managed by administrators in the configuration of the solution. However, end users are allowed to create new terms for use themselves.

## 4 Scope of Services – Administration

Cloud organization owners, as well as all end users with “App-Administrator” role, can switch to configuration on their DAM resp. Publishing dashboard.

### 4.1 Digital Asset Management Configuration

The functionality described below is available to administrators regarding Digital Asset Management solution.

Use Case	Description
Download formats	Download formats for images, audios, videos and documents (general content) can be managed via the corresponding widget or tab. Download formats can be created, modified and – with the exception of original formats – deleted. Administrators can define which suitable formats are offered to the end users when downloading an asset or creating a public link to it, based on the type of the asset, the user’s role, and further parameters.
Status	
Tags/Tagging	
Settings	Via the Settings action, further configurations for assets and their metadata can be set. Optional and mandatory fields can be defined, the use of terms and tags can be preconfigured, settings for licensing and license types can

	be made, and the editability of image properties can be defined.
--	--

## 4.2 Publishing Configuration

General settings that apply to projects and define the basic structure of projects and products are set within the Publishing configuration. The functionality described below is available to administrators. In some cases, configuration options and settings can also be made explicitly at the level of individual projects or products by end users who are granted with “Full Control” or “Change Access” there.

Use Case	Description
Projects	Products are assigned to a project and are managed within it. Access rights can be defined both at the project level and at the product level. The users who are authorized on the project level automatically receive the same rights on the underlying products.
Project types	When adding and managing project types, defaults can be predefined for newly created projects. This allows administrators to preconfigure projects. When a project of a certain project type is created by an end user, it automatically contains the standard products. Also a list of optional, additional products available for the end users can be predefined.
Product types	When adding and managing product types, defaults can be defined for newly created products. This allows administrators to preconfigure products. When a product of a certain product type is created by an end user, it automatically contains the standard components. Also, a list of optional, additional components for the end users can be predefined.  Administrators use the product types to define in which deployment format the product can be published.
Components	A product contains of one or more components. These in turn contain layout templates. Components thus further structure products into individual subsections. They allow the definition of the minimum and maximum number of pages or content they can hold. Components can thus subdivide and structure classic print, as well as digital products. Components can either be of the type layout plan or structure plan.
Layout templates	Layout templates define the representation of the content of products. For example, Adobe InDesign (.indd) format templates can be created.

	To allow the administrator to incrementally develop and test a new layout template, they are subject to a release process. Users can only see layout templates in the released status, whereas administrators can additionally see the draft of a layout template. They can both grant and revoke the release.
Deployment formats	<p>For a publication of a product, various output formats are supported. They are determined by deployment formats. With e.g. Adobe InDesign as deployment format output to PDF, HTML, and EPUB can be created.</p> <p>To allow the administrator to incrementally develop and test a new deployment format, they are subject to an approval process. Users can only work with deployment formats in the released state, whereas administrators can additionally view and edit the draft of a deployment format. They can both grant and revoke the release.</p>
State	The state functionality allows the labeling of processing statuses in the layout plan. This requires linking them with tasks via a BPMN process. A status can thus not be set manually, but indirectly by the completion of these tasks. By default, "In Progress" and "Approved" are provided.
Rubrics	Rubrics allow to label sequences of pages that belong together logically or content-wise.
Tags/Tagging	Tagging is used to index objects like projects, products and assets. Tags are predefined by the administrators in the list of tags within the configuration. Tags can be nested within each other. Furthermore, it is possible to define for tags for which object classes they may be used for.

## 5 Fabasoft Cloud

Xpublisher is based on the Fabasoft Cloud. Thus, in addition to this software product information, the "Fabasoft Cloud" software product information that describes the basic functionality available to you (see <https://www.fabasoft.com/spi>) also applies to the use of Xpublisher.

## 6 Technical Information

Information about system requirements and supported platforms can be found in the document "Technical Information" (see <https://www.fabasoft.com/spi>).